

**THE OUTDOOR ELEVATOR  
CONFORMS TO  
ASME 18.1.5 2014**

APPROVAL STATUS:

- APPROVED
- APPROVED AS NOTED
- REVISE AND RESUBMIT

SIGNATURE

	NAME	DATE
CREATED		4/25/2024
REVISED	JCE	4/25/2024

**PROPRIETARY AND CONFIDENTIAL**  
THE INFORMATION CONTAINED IN THIS DRAWING IS THE SOLE PROPERTY OF PRECISION LIFT INDUSTRIES, LLC. ANY REPRODUCTION IN PART OR AS A WHOLE WITHOUT THE WRITTEN PERMISSION OF PRECISION LIFT INDUSTRIES, LLC IS PROHIBITED.

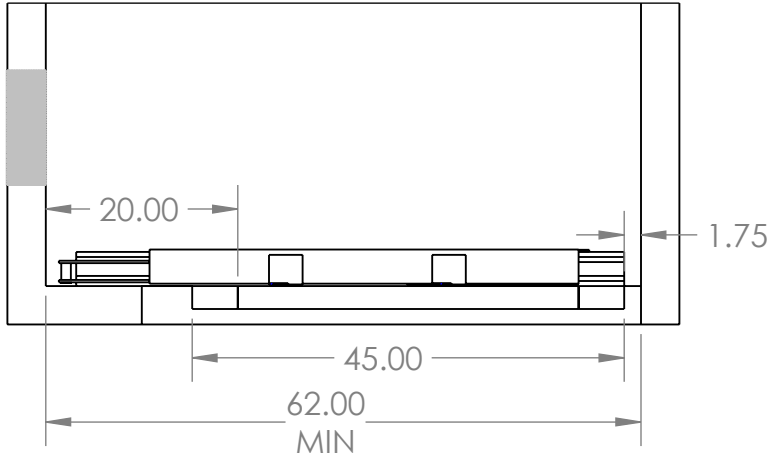
PROJECT NAME

PROJECT LOCATION


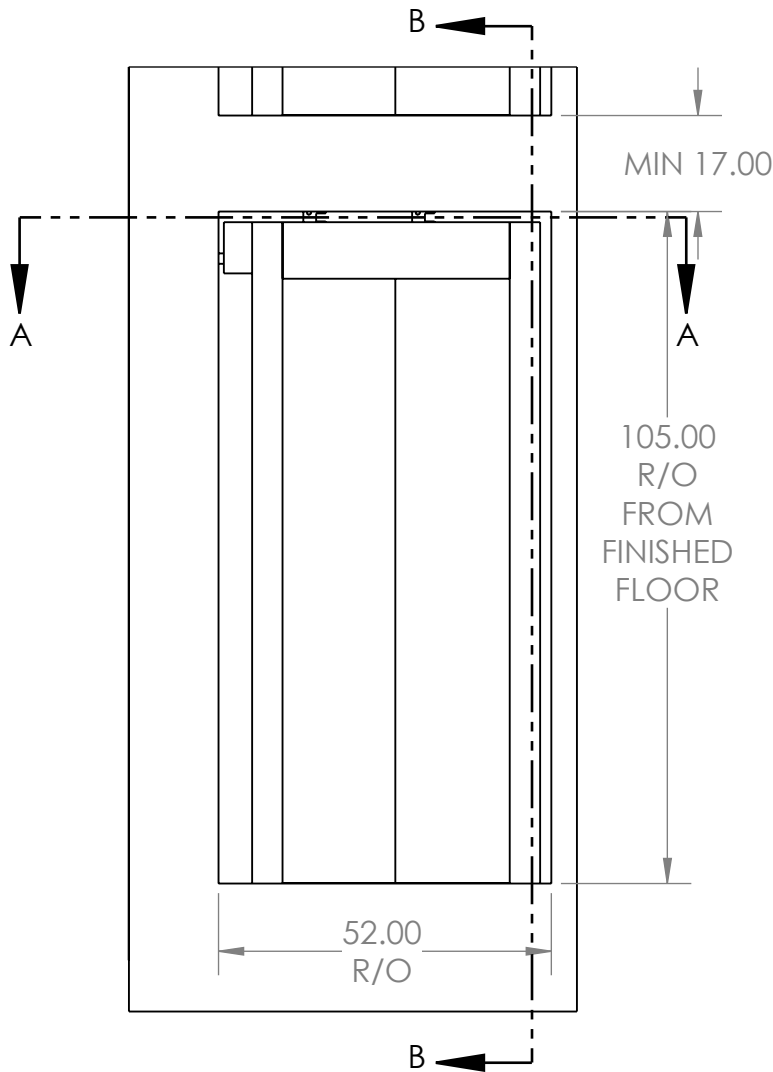
COMMENTS:  
**8ft Commercial Door Standard Layout**

SIZE DWG. NO. REV.

SCALE 1:16 SHEET 1 OF 2



SECTION A-A



SECTION B-B



**THE OUTDOOR ELEVATOR  
CONFORMS TO  
ASME 18.1.5 2014**

APPROVAL STATUS:

- APPROVED
- APPROVED AS NOTED
- REVISE AND RESUBMIT

SIGNATURE

	NAME	DATE
CREATED		4/25/2024
REVISED	JCE	4/25/2024

**PROPRIETARY AND CONFIDENTIAL**  
THE INFORMATION CONTAINED IN THIS DRAWING IS THE SOLE PROPERTY OF PRECISION LIFT INDUSTRIES, LLC. ANY REPRODUCTION IN PART OR AS A WHOLE WITHOUT THE WRITTEN PERMISSION OF PRECISION LIFT INDUSTRIES, LLC IS PROHIBITED.

PROJECT NAME

PROJECT LOCATION

COMMENTS:  
**8ft Commercial Door  
Standard Layout**

SIZE DWG. NO. REV.

**A**

SCALE 1:16 SHEET 2 OF 2