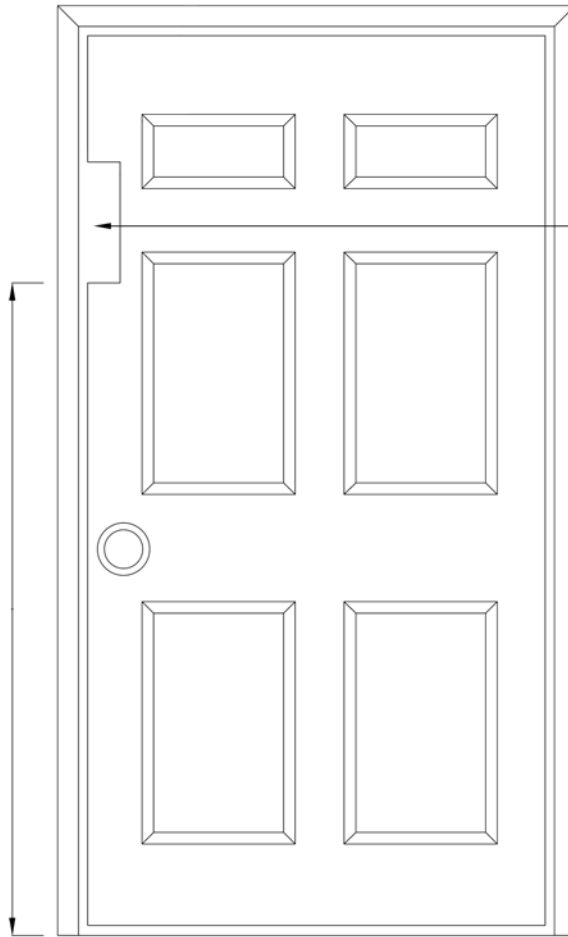

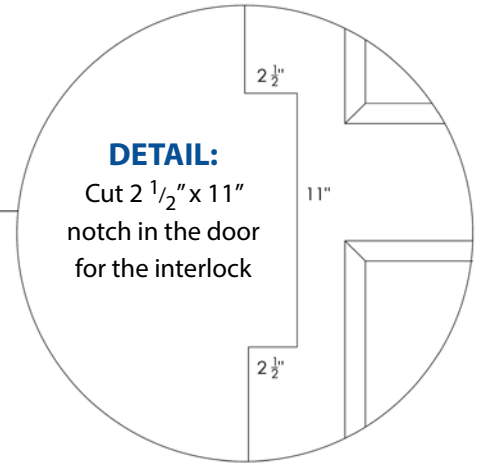


Door Interlock

NOTCH COVER PLATE
for door interlock
supplied by Southeast Elevator



Cut height from bottom of door:
73" For doors 86" - 108"
67" For doors 80" - 85"



NOTE:
Shaft doors are required to be solid core.



PROPRIETARY AND CONFIDENTIAL
The information contained in this drawing is the sole property of Southeast Elevator. Any reproduction in part or as a whole without the written permission of Southeast Elevator is prohibited.



772-461-0030 | seelevator.com